



# **Introducción**

En esta guía se mostrarán definiciones básicas sobre software libre y unas herramientas para las tareas de mantenimiento cotidiano de las PC.

El propósito de este documento es el de alentar a las personas a usar software Open Source, y enseñar a instalarlo y usarlo. Se analizarán todas las características de los programas citados y se llegará a una conclusión final de cada uno.

## **¿Qué es el software libre?**

Se les llama programas de software libre a aquellas aplicaciones que poseen licencia GPL, es decir, aquellos programas que son gratis y de código libre.

## **¿Cuales son los programas que utilizaremos?**

Utilizaremos dos programas, uno para limpieza de archivos corruptos, basura del sistema, etc. Que se llama BleachBit.

El otro es un programa de desfragmentación del disco duro, es decir que acomoda los archivos fragmentados para aumentar la velocidad a la que se accede a ellos. El programa se llama UltraDefrag, a pesar de que la licencia GPL fuera abandonada a partir de la versión 8.0.1 de este programa, nosotros utilizaremos la versión 7.1.12 la cual es muy útil todavía.

# BleachBit

BleachBit es un programa que nos sirve para liberar espacio en el disco duro eliminando archivos basura generados por las aplicaciones, o arreglar entradas del registro dañadas.

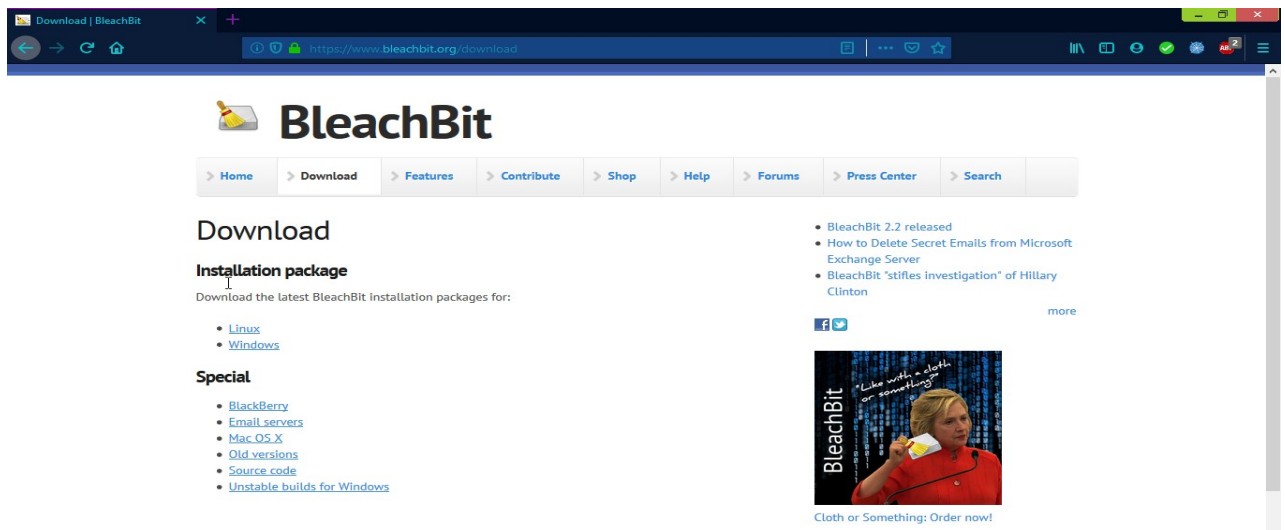
## Como descargarlo:

Primero entramos a <https://www.bleachbit.org/>.

Allí nos aparecerá la siguiente pagina a la que deberemos darle click en el botón que dice **Download now**.



Luego deberemos clickear en el sistema operativo que estemos usando o deseemos instalar el programa.



A continuación, seleccionaremos la versión de BleachBit que queramos, en este caso yo elegí la portable, ya que no hay que instalarla y es mas sencilla.



The screenshot shows the BleachBit website's download page for Windows. The page title is "Download BleachBit for Windows". Below the title, there is a navigation menu with links for Home, Download, Features, Contribute, Shop, Help, Forums, Press Center, and Search. The main content area lists several download options for BleachBit 2.2, including an installer (.exe), a portable version, a zip file for firewalls, and an English-only installer. A small image of Hillary Clinton is visible on the right side of the page.

Download BleachBit for Windows

Download BleachBit 2.2 for Windows XP, Vista, 7, 8, and 10 (32-bit and 64-bit):

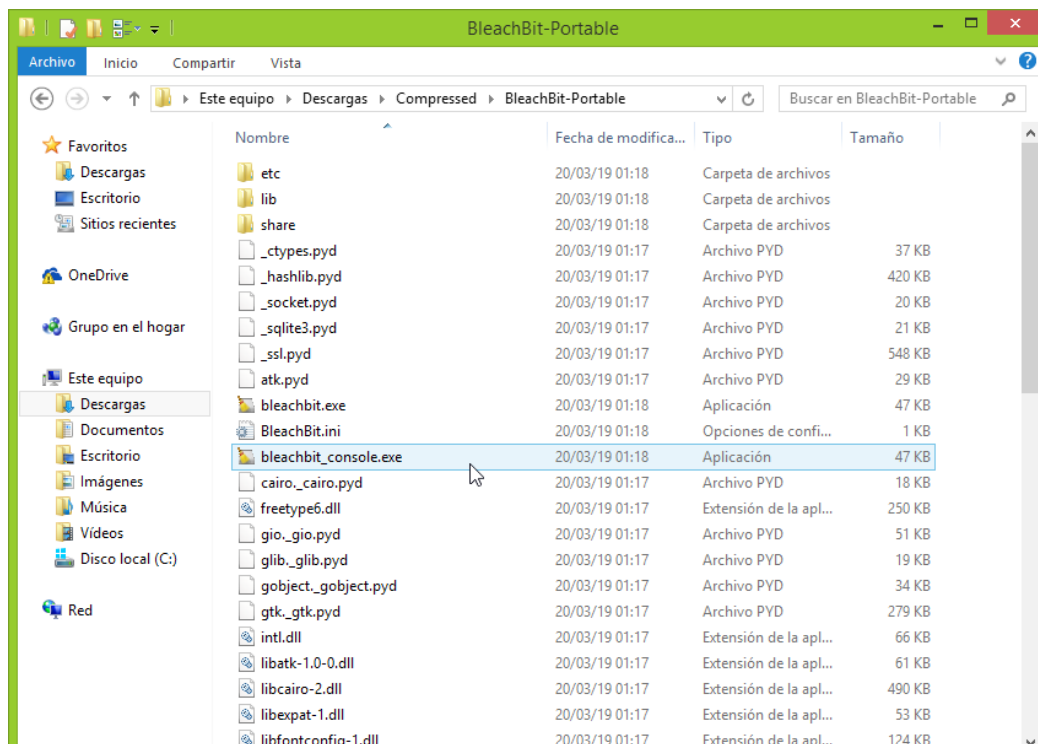
- [BleachBit installer .exe](#): best option for most people
- [BleachBit portable](#): official portable distribution. Run BleachBit without installation.
- [BleachBit installer zip](#): for firewalls which block .exe files, which is rare.
- [BleachBit English-only installer](#): slightly smaller download for people who do not need translations

more

Cloth or Something: Order now!

Una vez descargado, nos mostrará un archivo .rar que deberemos descomprimir.

Al descomprimirlo se nos mostrará su carpeta, deberemos abrirla y hacer doble click en **bleachbit.exe**.

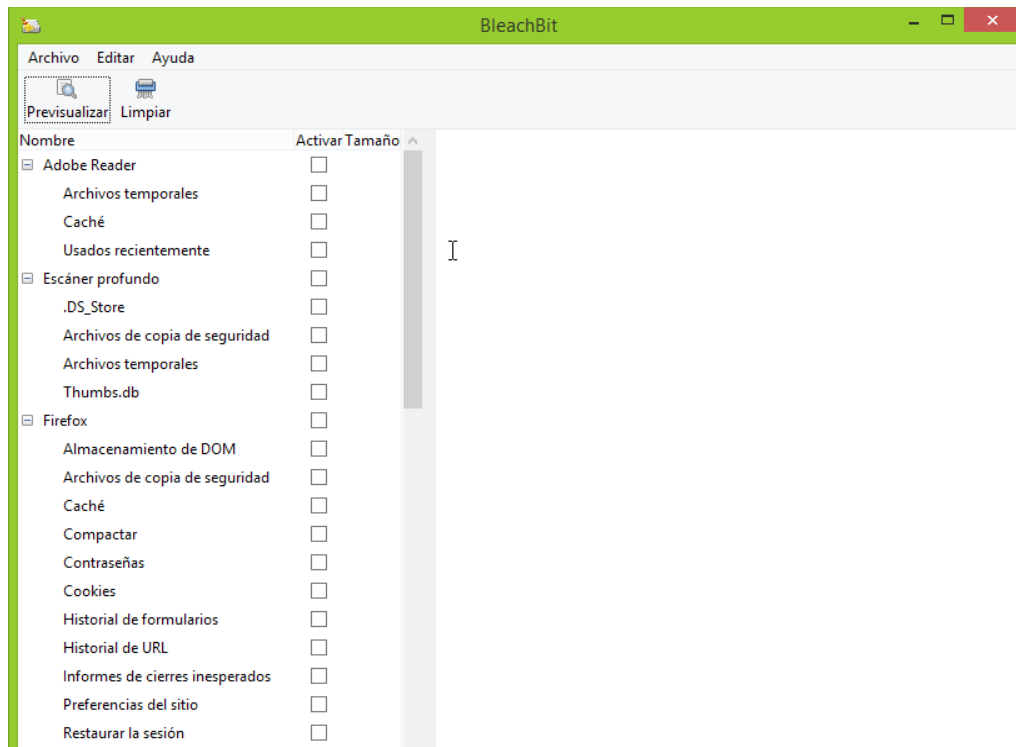


The screenshot shows a Windows File Explorer window titled "BleachBit-Portable". The window displays the contents of the folder, including subfolders and various files. The file "bleachbit\_console.exe" is highlighted with a mouse cursor.

Nombre	Fecha de modifica...	Tipo	Tamaño
etc	20/03/19 01:18	Carpeta de archivos	
lib	20/03/19 01:18	Carpeta de archivos	
share	20/03/19 01:18	Carpeta de archivos	
_ctypes.pyd	20/03/19 01:17	Archivo PYD	37 KB
_hashlib.pyd	20/03/19 01:17	Archivo PYD	420 KB
_socket.pyd	20/03/19 01:17	Archivo PYD	20 KB
_sqlite3.pyd	20/03/19 01:17	Archivo PYD	21 KB
_ssl.pyd	20/03/19 01:17	Archivo PYD	548 KB
atk.pyd	20/03/19 01:17	Archivo PYD	29 KB
bleachbit.exe	20/03/19 01:18	Aplicación	47 KB
BleachBit.ini	20/03/19 01:18	Opciones de confi...	1 KB
bleachbit_console.exe	20/03/19 01:18	Aplicación	47 KB
cairo_cairo.pyd	20/03/19 01:17	Archivo PYD	18 KB
freetype6.dll	20/03/19 01:17	Extensión de la apl...	250 KB
gio_gio.pyd	20/03/19 01:17	Archivo PYD	51 KB
glib_glib.pyd	20/03/19 01:17	Archivo PYD	19 KB
gobject_gobject.pyd	20/03/19 01:17	Archivo PYD	34 KB
gtk_gtk.pyd	20/03/19 01:17	Archivo PYD	279 KB
intl.dll	20/03/19 01:17	Extensión de la apl...	66 KB
libatk-1.0-0.dll	20/03/19 01:17	Extensión de la apl...	61 KB
libcairo-2.dll	20/03/19 01:17	Extensión de la apl...	490 KB
libexpat-1.dll	20/03/19 01:17	Extensión de la apl...	53 KB
libfontconfig-1.dll	20/03/19 01:17	Extensión de la apl...	124 KB


## **Como usar BleachBit:**

Una vez abierto el programa, se nos mostrará esta pantalla la cual contiene todas las herramientas que nos trae el mismo.

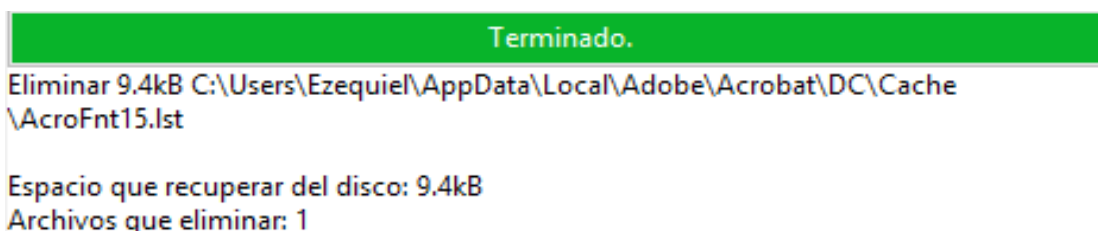


Acá vamos a hacer un pequeño análisis sobre la posibilidades que no brinda este programa.

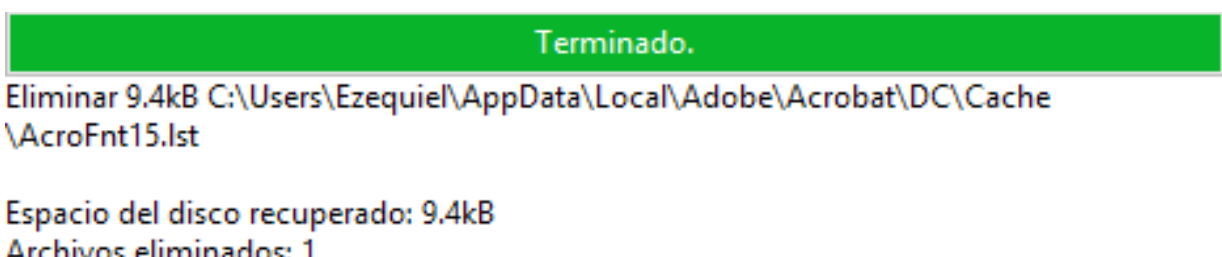
En la parte superior podemos ver dos pequeños iconos los cuales son:



Previsualizar: Nos permite hechar un vistazo a lo que vamos a eliminar antes de hacerlo, esto es muy útil debido a que nos podremos asegurar de que lo que queremos borrar sea lo correcto.

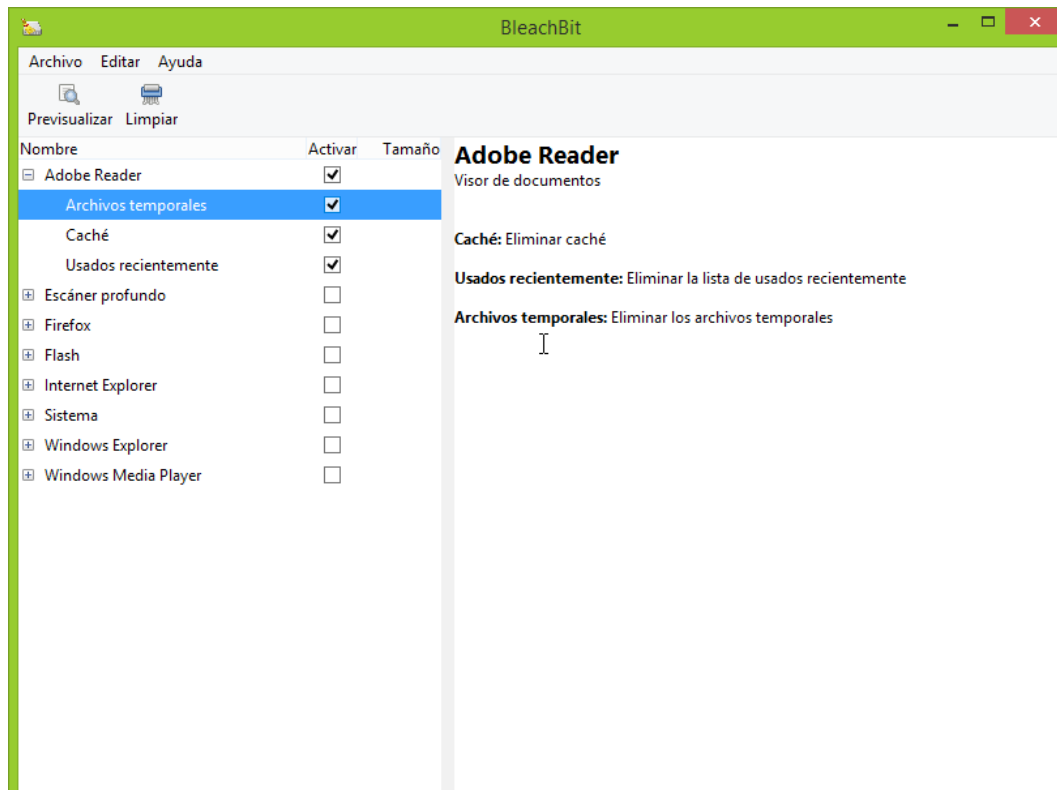


Limpiar: Esto nos permite eliminar los archivo seleccionados y así liberar espacio.



Para utilizar estas dos opciones primero deberemos seleccionar los archivos que queremos previsualizar o eliminar, para ello tenemos del lado izquierdo las opciones, las cuales podemos marcar con una solapa a cada una de ellas.

Del lado derecho tendremos la descripción de que hace cada una cuando las seleccionemos.



En algunas opciones nos saldrá una advertencia que dirá que esta opción podría ser lenta, no hay que preocuparse y solamente le daremos click en **Ok**.

Una vez tengamos todo hecho haremos click sobre alguno de los dos iconos y dependiendo del icono seleccionado nos aparecerá alguno de estos dos mensajes.

En ambos casos le daremos a la opción que dice **Ok** o **Delete**.

**Conclusión:** BleachBit además de ser sencillo y explicativo, es un gran software libre que nos permitirá limpiar nuestro sistema en cuestión de minutos sin mucho esfuerzo ni preocupaciones.

Se compara al programa Ccleaner y es muy eficiente en su trabajo.

# UltraDefrag

UltraDefrag es un programa open source el cual, su principal función es la de desfragmentar el disco duro de nuestro ordenador.

Actualmente su ultima versión oficial es de paga, pero nosotros utilizaremos una versión un poco mas antigua pero igual de funcional de la aplicación.

## Como instalar UltraDefrag:

Primero que nada deberemos dirigirnos a la pagina:

<https://sourceforge.net/projects/ultradefrag/files/>

Allí nos aparecerá esta pagina donde deberemos darle click en la carpeta donde dice stable-release.

The screenshot shows the SourceForge project page for UltraDefrag. The page includes a navigation bar with 'Open Source Software', 'Business Software', 'Services', and 'Resources'. Below the navigation bar, there is a search bar and a 'Download Latest Version' button. The main content area features a table of releases with columns for 'Name', 'Modified', 'Size', and 'Downloads / Week'. The 'stable-release' folder is highlighted in blue. To the right, there is a 'Recommended Projects' section with links to 'Little Registry Cleaner', '7-Zip', and 'VLC media player'.

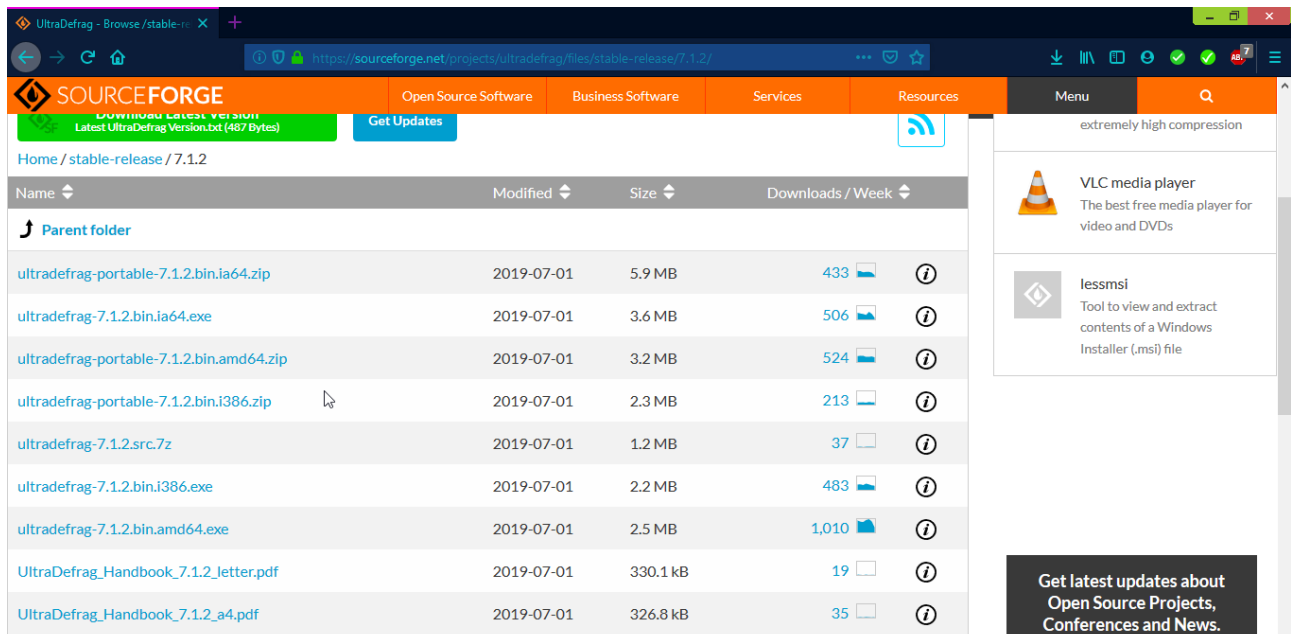
Name	Modified	Size	Downloads / Week
stable-release	2019-07-01		8,695
latest-release-candidates	2017-11-14		3
old-release-candidates	2015-11-16		3
ultradefrag	2015-11-16		31

Luego de eso deberemos entrar a la carpeta 7.1.2

The screenshot shows the SourceForge project page for UltraDefrag, specifically the 'stable-release' folder. The page displays a list of sub-folders with columns for 'Name', 'Modified', 'Size', and 'Downloads / Week'. The '7.1.2' folder is highlighted in blue. To the right, there is a 'Recommended Projects' section with links to 'VLC media player' and 'lessmsi'.

Name	Modified	Size	Downloads / Week
Parent folder			
7.1.2	2019-07-01		3,260
7.1.1	2018-10-12		5,039
7.1.0	2018-09-28		205
7.0.2	2016-12-17		135
6.1.2	2016-06-09		13
7.0.1	2016-03-26		7
7.0.0	2015-12-23		2
6.1.1	2015-11-20		0
6.1.0	2015-04-19		10

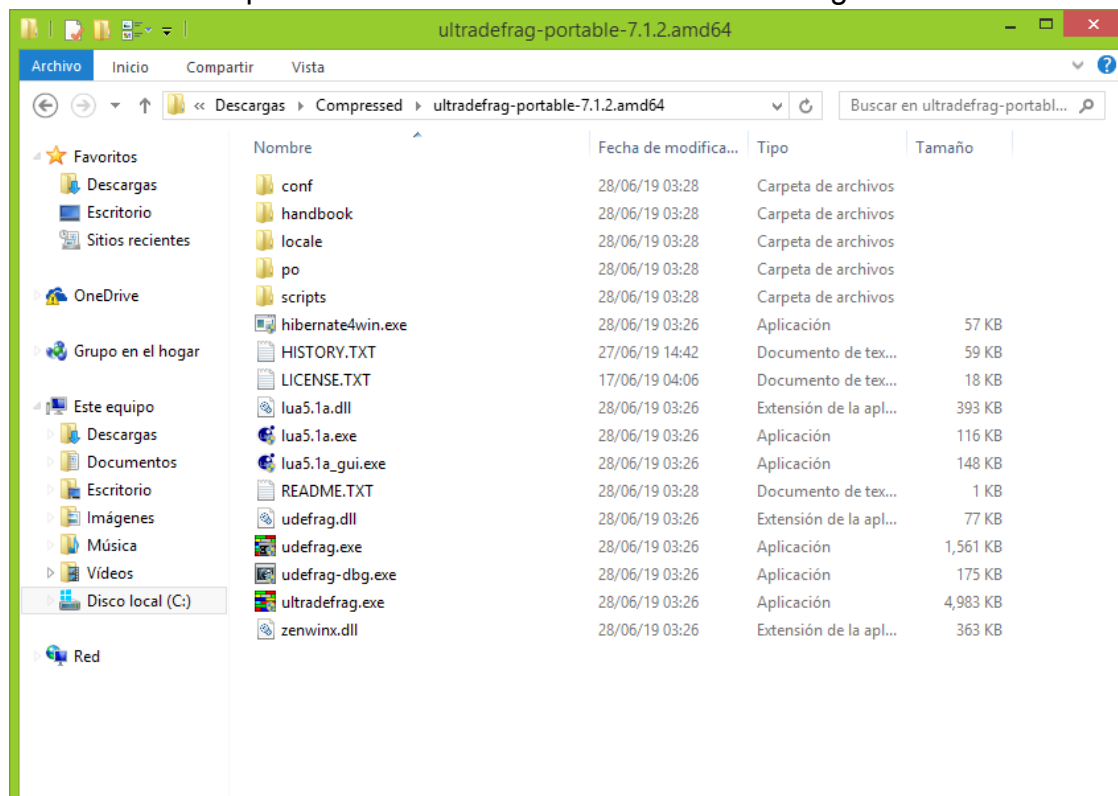
Cuando entremos a esa carpeta deberemos seleccionar el metodo de instalación de la aplicación, en este caso yo elegí la que dice Ultradefrag-7.1.2.bin.amd64.exe ya que poseo un procesador amd de 64 bits.



Nos dejará un archivo .rar el cual deberemos descomprimir.



Una vez descomprimido haremos doble click en ultradefrag.exe

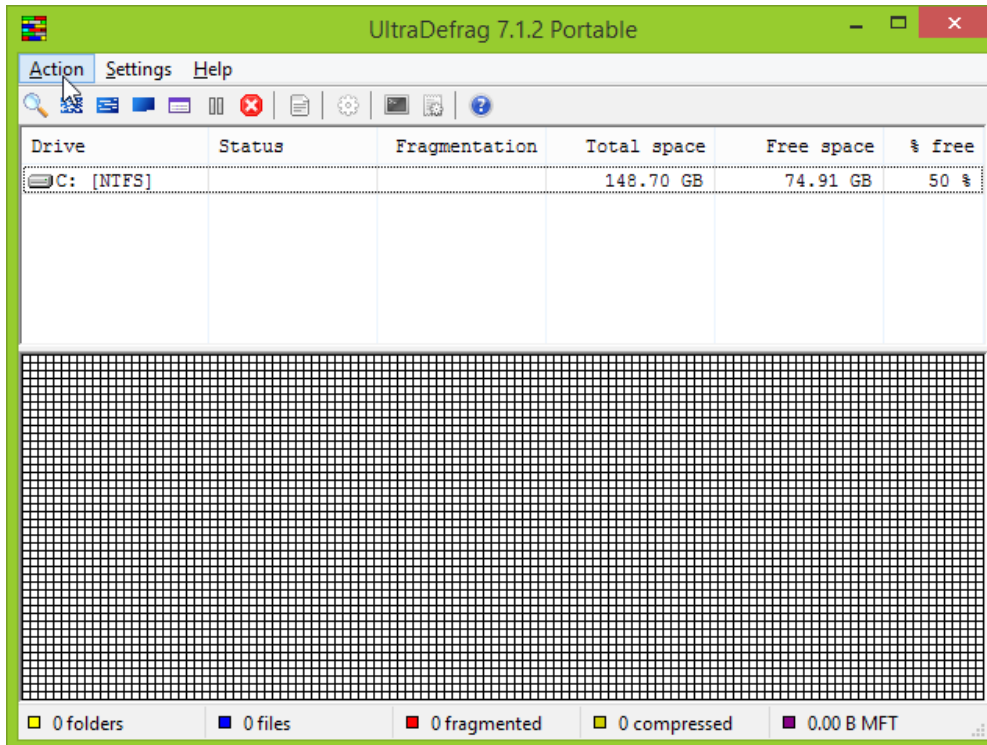




## Como usar UltraDefrag:

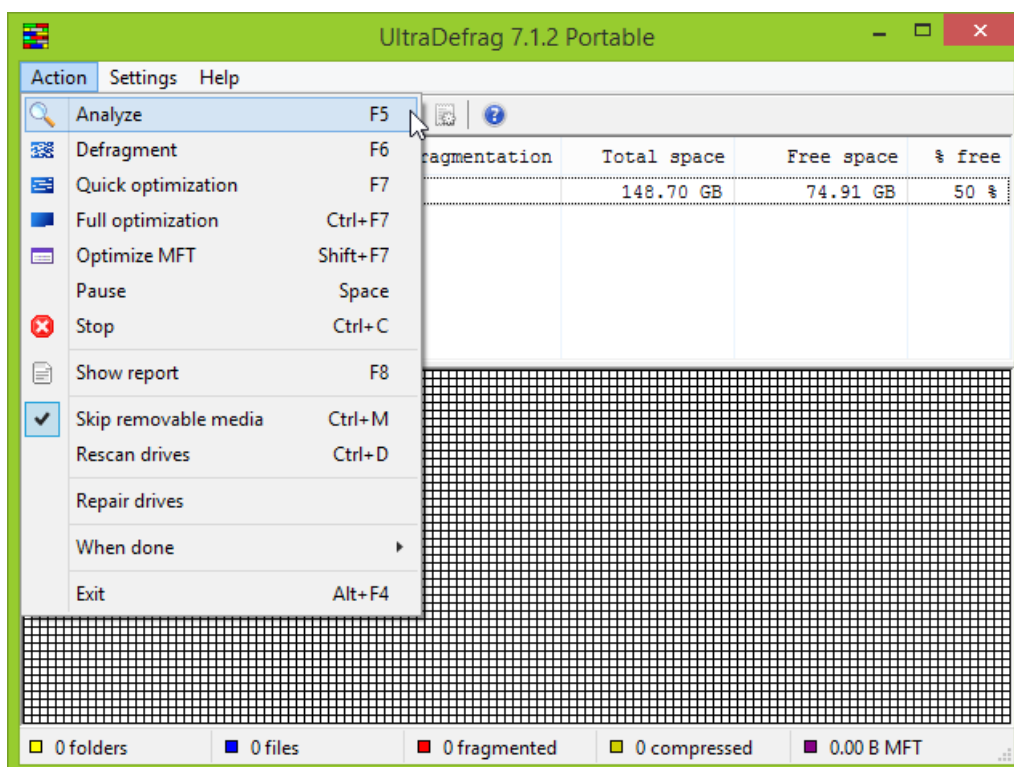
Una vez entremos nos saltará una advertencia avisándonos que hay una nueva versión disponible, debido a que esta es de paga le pondremos en donde dice **Cancel**.

Una vez hecho esto, estaremos en la ventana principal del programa, ahora se detallarán las opciones disponibles.

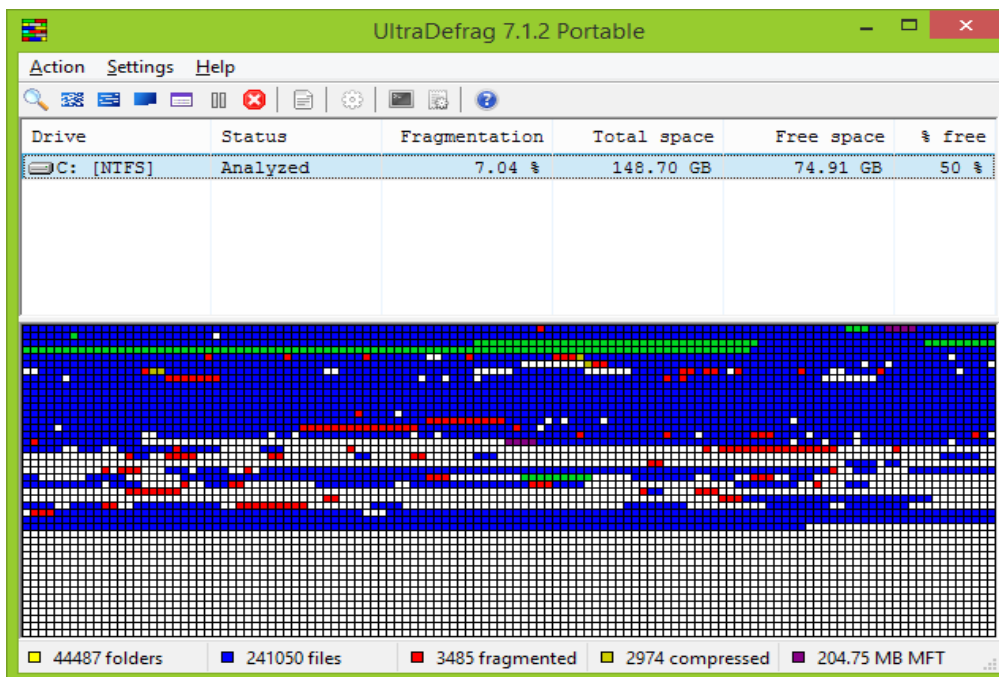


En la parte de arriba tenemos los iconos de acceso rápido a las acciones del programa, las cuales son: Analizar, Desfragmentar, Optimización rápida, Optimización completa, Optimización MFT, Pausa y detener. Las demás opciones no las necesitaremos por ahora pero son libres de investigarlas si quieren.

En la siguiente imagen se puede ver detalladamente cual es cada una.



La opción **analizar** nos permitirá ver si nuestro disco se encuentra fragmentado o dañado en el peor de los casos.



Drive: El disco que analizamos.

Status: Si se analizó o desfragmentó.

Fragmentation: Porcentaje de archivos fragmentado que posee el disco.

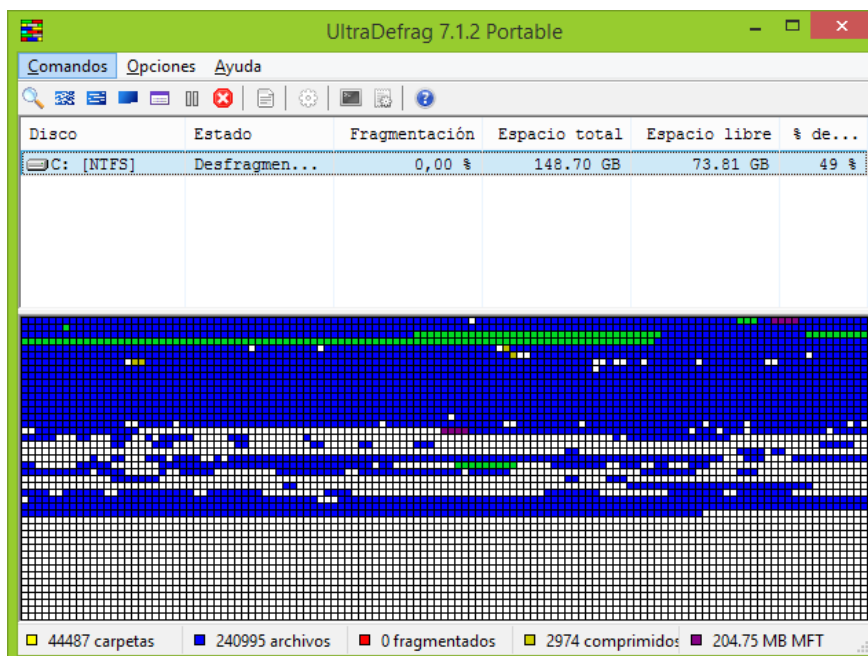
Total space: Cantidad total de espacio de almacenamiento que posee el disco.

Free space: Espacio libre en el disco.

% Free: Porcentaje de espacio libre en el disco.

En la parte inferior se nos indican más detalles de lo analizado. En el medio podemos ver un tipo de gráfico el cual nos indica todo lo anterior visto.

La opción **desfragmentar** hace lo que se indica, es decir, ordenará los archivos del disco duro para facilitar su acceso.



## **Conclusión:**

UltraDefrag es un buen programa que, aunque su versión open source esté descontinuada, sigue siendo muy útil en cuanto a desfragmentación se refiere.

Es explicativo e intuitivo, fácil de instalar con la guía adecuada y puede detectar problemas en el disco con suma facilidad.

## **Conclusión final**

Acabamos de ver dos programas sumamente útiles para el mantenimiento diario del software de la PC, analizamos las posibilidades que nos brindaban estos programas y podemos decir que son aplicaciones esenciales para nuestro sistema.

Espero que esto sirviera como una incentivación que demuestra que el software libre u open source puede llegar a ser igual de útil que uno de paga, como lo son los programas mas comunes utilizados hoy en día por los usuarios.

---

# GNU Free Documentation License

Version 1.3, 3 November 2008

Copyright © 2000, 2001, 2002, 2007, 2008 Free Software Foundation, Inc. <<https://fsf.org/>>

Everyone is permitted to copy and distribute verbatim copies of this license document, but changing it is not allowed.

## 0. PREAMBLE

The purpose of this License is to make a manual, textbook, or other functional and useful document "free" in the sense of freedom: to assure everyone the effective freedom to copy and redistribute it, with or without modifying it, either commercially or noncommercially. Secondly, this License preserves for the author and publisher a way to get credit for their work, while not being considered responsible for modifications made by others.

This License is a kind of "copyleft", which means that derivative works of the document must themselves be free in the same sense. It complements the GNU General Public License, which is a copyleft license designed for free software.

We have designed this License in order to use it for manuals for free software, because free software needs free documentation: a free program should come with manuals providing the same freedoms that the software does. But this License is not limited to software manuals; it can be used for any textual work, regardless of subject matter or whether it is published as a printed book. We recommend this License principally for works whose purpose is instruction or reference.

## 1. APPLICABILITY AND DEFINITIONS

This License applies to any manual or other work, in any medium, that contains a notice placed by the copyright holder saying it can be distributed under the terms of this License. Such a notice grants a world-wide, royalty-free license, unlimited in duration, to use that work under the conditions stated herein. The "Document", below, refers to any such manual or work. Any member of the public is a licensee, and is addressed as "you". You accept the license if you copy, modify or distribute the work in a way requiring permission under copyright law.

A "Modified Version" of the Document means any work containing the Document or a portion of it, either copied verbatim, or with modifications and/or translated into another language.

A "Secondary Section" is a named appendix or a front-matter section of the Document that deals exclusively with the relationship of the publishers or authors of the Document to the Document's overall subject (or to related matters) and contains nothing that could fall directly within that overall subject. (Thus, if the Document is in part a textbook of mathematics, a Secondary Section may not explain any mathematics.) The relationship could be a matter of historical connection with the subject or with related matters, or of legal, commercial, philosophical, ethical or political position regarding them.

The "Invariant Sections" are certain Secondary Sections whose titles are designated, as being those of Invariant Sections, in the notice that says that the Document is released under this License. If a section does not fit the above definition of Secondary then it is not allowed to be designated as

Invariant. The Document may contain zero Invariant Sections. If the Document does not identify any Invariant Sections then there are none.

The "Cover Texts" are certain short passages of text that are listed, as Front-Cover Texts or Back-Cover Texts, in the notice that says that the Document is released under this License. A Front-Cover Text may be at most 5 words, and a Back-Cover Text may be at most 25 words.

A "Transparent" copy of the Document means a machine-readable copy, represented in a format whose specification is available to the general public, that is suitable for revising the document straightforwardly with generic text editors or (for images composed of pixels) generic paint programs or (for drawings) some widely available drawing editor, and that is suitable for input to text formatters or for automatic translation to a variety of formats suitable for input to text formatters. A copy made in an otherwise Transparent file format whose markup, or absence of markup, has been arranged to thwart or discourage subsequent modification by readers is not Transparent. An image format is not Transparent if used for any substantial amount of text. A copy that is not "Transparent" is called "Opaque".

Examples of suitable formats for Transparent copies include plain ASCII without markup, Texinfo input format, LaTeX input format, SGML or XML using a publicly available DTD, and standard-conforming simple HTML, PostScript or PDF designed for human modification. Examples of transparent image formats include PNG, XCF and JPG. Opaque formats include proprietary formats that can be read and edited only by proprietary word processors, SGML or XML for which the DTD and/or processing tools are not generally available, and the machine-generated HTML, PostScript or PDF produced by some word processors for output purposes only.

The "Title Page" means, for a printed book, the title page itself, plus such following pages as are needed to hold, legibly, the material this License requires to appear in the title page. For works in formats which do not have any title page as such, "Title Page" means the text near the most prominent appearance of the work's title, preceding the beginning of the body of the text.

The "publisher" means any person or entity that distributes copies of the Document to the public.

A section "Entitled XYZ" means a named subunit of the Document whose title either is precisely XYZ or contains XYZ in parentheses following text that translates XYZ in another language. (Here XYZ stands for a specific section name mentioned below, such as "Acknowledgements", "Dedications", "Endorsements", or "History".) To "Preserve the Title" of such a section when you modify the Document means that it remains a section "Entitled XYZ" according to this definition.

The Document may include Warranty Disclaimers next to the notice which states that this License applies to the Document. These Warranty Disclaimers are considered to be included by reference in this License, but only as regards disclaiming warranties: any other implication that these Warranty Disclaimers may have is void and has no effect on the meaning of this License.

## **2. VERBATIM COPYING**

You may copy and distribute the Document in any medium, either commercially or noncommercially, provided that this License, the copyright notices, and the license notice saying this License applies to the Document are reproduced in all copies, and that you add no other conditions whatsoever to those of this License. You may not use technical measures to obstruct or control the reading or further copying of the copies you make or distribute. However, you may

accept compensation in exchange for copies. If you distribute a large enough number of copies you must also follow the conditions in section 3.

You may also lend copies, under the same conditions stated above, and you may publicly display copies.

### **3. COPYING IN QUANTITY**

If you publish printed copies (or copies in media that commonly have printed covers) of the Document, numbering more than 100, and the Document's license notice requires Cover Texts, you must enclose the copies in covers that carry, clearly and legibly, all these Cover Texts: Front-Cover Texts on the front cover, and Back-Cover Texts on the back cover. Both covers must also clearly and legibly identify you as the publisher of these copies. The front cover must present the full title with all words of the title equally prominent and visible. You may add other material on the covers in addition. Copying with changes limited to the covers, as long as they preserve the title of the Document and satisfy these conditions, can be treated as verbatim copying in other respects.

If the required texts for either cover are too voluminous to fit legibly, you should put the first ones listed (as many as fit reasonably) on the actual cover, and continue the rest onto adjacent pages.

If you publish or distribute Opaque copies of the Document numbering more than 100, you must either include a machine-readable Transparent copy along with each Opaque copy, or state in or with each Opaque copy a computer-network location from which the general network-using public has access to download using public-standard network protocols a complete Transparent copy of the Document, free of added material. If you use the latter option, you must take reasonably prudent steps, when you begin distribution of Opaque copies in quantity, to ensure that this Transparent copy will remain thus accessible at the stated location until at least one year after the last time you distribute an Opaque copy (directly or through your agents or retailers) of that edition to the public.

It is requested, but not required, that you contact the authors of the Document well before redistributing any large number of copies, to give them a chance to provide you with an updated version of the Document.

### **4. MODIFICATIONS**

You may copy and distribute a Modified Version of the Document under the conditions of sections 2 and 3 above, provided that you release the Modified Version under precisely this License, with the Modified Version filling the role of the Document, thus licensing distribution and modification of the Modified Version to whoever possesses a copy of it. In addition, you must do these things in the Modified Version:

- A. Use in the Title Page (and on the covers, if any) a title distinct from that of the Document, and from those of previous versions (which should, if there were any, be listed in the History section of the Document). You may use the same title as a previous version if the original publisher of that version gives permission.
- B. List on the Title Page, as authors, one or more persons or entities responsible for authorship of the modifications in the Modified Version, together with at least five of the principal authors of the Document (all of its principal authors, if it has fewer than five), unless they release you from this requirement.

- C. State on the Title page the name of the publisher of the Modified Version, as the publisher.
- D. Preserve all the copyright notices of the Document.
- E. Add an appropriate copyright notice for your modifications adjacent to the other copyright notices.
- F. Include, immediately after the copyright notices, a license notice giving the public permission to use the Modified Version under the terms of this License, in the form shown in the Addendum below.
- G. Preserve in that license notice the full lists of Invariant Sections and required Cover Texts given in the Document's license notice.
- H. Include an unaltered copy of this License.
- I. Preserve the section Entitled "History", Preserve its Title, and add to it an item stating at least the title, year, new authors, and publisher of the Modified Version as given on the Title Page. If there is no section Entitled "History" in the Document, create one stating the title, year, authors, and publisher of the Document as given on its Title Page, then add an item describing the Modified Version as stated in the previous sentence.
- J. Preserve the network location, if any, given in the Document for public access to a Transparent copy of the Document, and likewise the network locations given in the Document for previous versions it was based on. These may be placed in the "History" section. You may omit a network location for a work that was published at least four years before the Document itself, or if the original publisher of the version it refers to gives permission.
- K. For any section Entitled "Acknowledgements" or "Dedications", Preserve the Title of the section, and preserve in the section all the substance and tone of each of the contributor acknowledgements and/or dedications given therein.
- L. Preserve all the Invariant Sections of the Document, unaltered in their text and in their titles. Section numbers or the equivalent are not considered part of the section titles.
- M. Delete any section Entitled "Endorsements". Such a section may not be included in the Modified Version.
- N. Do not retitle any existing section to be Entitled "Endorsements" or to conflict in title with any Invariant Section.
- O. Preserve any Warranty Disclaimers.

If the Modified Version includes new front-matter sections or appendices that qualify as Secondary Sections and contain no material copied from the Document, you may at your option designate some or all of these sections as invariant. To do this, add their titles to the list of Invariant Sections in the Modified Version's license notice. These titles must be distinct from any other section titles.

You may add a section Entitled "Endorsements", provided it contains nothing but endorsements of your Modified Version by various parties—for example, statements of peer review or that the text has been approved by an organization as the authoritative definition of a standard.

You may add a passage of up to five words as a Front-Cover Text, and a passage of up to 25 words as a Back-Cover Text, to the end of the list of Cover Texts in the Modified Version. Only one passage of Front-Cover Text and one of Back-Cover Text may be added by (or through arrangements made by) any one entity. If the Document already includes a cover text for the same cover, previously added by you or by arrangement made by the same entity you are acting on behalf

of, you may not add another; but you may replace the old one, on explicit permission from the previous publisher that added the old one.

The author(s) and publisher(s) of the Document do not by this License give permission to use their names for publicity for or to assert or imply endorsement of any Modified Version.

## **5. COMBINING DOCUMENTS**

You may combine the Document with other documents released under this License, under the terms defined in section 4 above for modified versions, provided that you include in the combination all of the Invariant Sections of all of the original documents, unmodified, and list them all as Invariant Sections of your combined work in its license notice, and that you preserve all their Warranty Disclaimers.

The combined work need only contain one copy of this License, and multiple identical Invariant Sections may be replaced with a single copy. If there are multiple Invariant Sections with the same name but different contents, make the title of each such section unique by adding at the end of it, in parentheses, the name of the original author or publisher of that section if known, or else a unique number. Make the same adjustment to the section titles in the list of Invariant Sections in the license notice of the combined work.

In the combination, you must combine any sections Entitled "History" in the various original documents, forming one section Entitled "History"; likewise combine any sections Entitled "Acknowledgements", and any sections Entitled "Dedications". You must delete all sections Entitled "Endorsements".

## **6. COLLECTIONS OF DOCUMENTS**

You may make a collection consisting of the Document and other documents released under this License, and replace the individual copies of this License in the various documents with a single copy that is included in the collection, provided that you follow the rules of this License for verbatim copying of each of the documents in all other respects.

You may extract a single document from such a collection, and distribute it individually under this License, provided you insert a copy of this License into the extracted document, and follow this License in all other respects regarding verbatim copying of that document.

## **7. AGGREGATION WITH INDEPENDENT WORKS**

A compilation of the Document or its derivatives with other separate and independent documents or works, in or on a volume of a storage or distribution medium, is called an "aggregate" if the copyright resulting from the compilation is not used to limit the legal rights of the compilation's users beyond what the individual works permit. When the Document is included in an aggregate, this License does not apply to the other works in the aggregate which are not themselves derivative works of the Document.

If the Cover Text requirement of section 3 is applicable to these copies of the Document, then if the Document is less than one half of the entire aggregate, the Document's Cover Texts may be placed on covers that bracket the Document within the aggregate, or the electronic equivalent of covers if the Document is in electronic form. Otherwise they must appear on printed covers that bracket the whole aggregate.



## **8. TRANSLATION**

Translation is considered a kind of modification, so you may distribute translations of the Document under the terms of section 4. Replacing Invariant Sections with translations requires special permission from their copyright holders, but you may include translations of some or all Invariant Sections in addition to the original versions of these Invariant Sections. You may include a translation of this License, and all the license notices in the Document, and any Warranty Disclaimers, provided that you also include the original English version of this License and the original versions of those notices and disclaimers. In case of a disagreement between the translation and the original version of this License or a notice or disclaimer, the original version will prevail.

If a section in the Document is Entitled "Acknowledgements", "Dedications", or "History", the requirement (section 4) to Preserve its Title (section 1) will typically require changing the actual title.

## **9. TERMINATION**

You may not copy, modify, sublicense, or distribute the Document except as expressly provided under this License. Any attempt otherwise to copy, modify, sublicense, or distribute it is void, and will automatically terminate your rights under this License.

However, if you cease all violation of this License, then your license from a particular copyright holder is reinstated (a) provisionally, unless and until the copyright holder explicitly and finally terminates your license, and (b) permanently, if the copyright holder fails to notify you of the violation by some reasonable means prior to 60 days after the cessation.

Moreover, your license from a particular copyright holder is reinstated permanently if the copyright holder notifies you of the violation by some reasonable means, this is the first time you have received notice of violation of this License (for any work) from that copyright holder, and you cure the violation prior to 30 days after your receipt of the notice.

Termination of your rights under this section does not terminate the licenses of parties who have received copies or rights from you under this License. If your rights have been terminated and not permanently reinstated, receipt of a copy of some or all of the same material does not give you any rights to use it.

## **10. FUTURE REVISIONS OF THIS LICENSE**

The Free Software Foundation may publish new, revised versions of the GNU Free Documentation License from time to time. Such new versions will be similar in spirit to the present version, but may differ in detail to address new problems or concerns. See <https://www.gnu.org/licenses/>.

Each version of the License is given a distinguishing version number. If the Document specifies that a particular numbered version of this License "or any later version" applies to it, you have the option of following the terms and conditions either of that specified version or of any later version that has been published (not as a draft) by the Free Software Foundation. If the Document does not specify a version number of this License, you may choose any version ever published (not as a draft) by the Free Software Foundation. If the Document specifies that a proxy can decide which future versions of this License can be used, that proxy's public statement of acceptance of a version permanently authorizes you to choose that version for the Document.

## 11. RELICENSING

"Massive Multiauthor Collaboration Site" (or "MMC Site") means any World Wide Web server that publishes copyrightable works and also provides prominent facilities for anybody to edit those works. A public wiki that anybody can edit is an example of such a server. A "Massive Multiauthor Collaboration" (or "MMC") contained in the site means any set of copyrightable works thus published on the MMC site.

"CC-BY-SA" means the Creative Commons Attribution-Share Alike 3.0 license published by Creative Commons Corporation, a not-for-profit corporation with a principal place of business in San Francisco, California, as well as future copyleft versions of that license published by that same organization.

"Incorporate" means to publish or republish a Document, in whole or in part, as part of another Document.

An MMC is "eligible for relicensing" if it is licensed under this License, and if all works that were first published under this License somewhere other than this MMC, and subsequently incorporated in whole or in part into the MMC, (1) had no cover texts or invariant sections, and (2) were thus incorporated prior to November 1, 2008.

The operator of an MMC Site may republish an MMC contained in the site under CC-BY-SA on the same site at any time before August 1, 2009, provided the MMC is eligible for relicensing.

### **ADDENDUM: How to use this License for your documents**

To use this License in a document you have written, include a copy of the License in the document and put the following copyright and license notices just after the title page:

```
Copyright (C) YEAR YOUR NAME.  
Permission is granted to copy, distribute and/or modify this document  
under the terms of the GNU Free Documentation License, Version 1.3  
or any later version published by the Free Software Foundation;  
with no Invariant Sections, no Front-Cover Texts, and no Back-Cover Texts.  
A copy of the license is included in the section entitled "GNU  
Free Documentation License".
```

If you have Invariant Sections, Front-Cover Texts and Back-Cover Texts, replace the "with ... Texts." line with this:

```
with the Invariant Sections being LIST THEIR TITLES, with the  
Front-Cover Texts being LIST, and with the Back-Cover Texts being LIST.
```

If you have Invariant Sections without Cover Texts, or some other combination of the three, merge those two alternatives to suit the situation.

If your document contains nontrivial examples of program code, we recommend releasing these examples in parallel under your choice of free software license, such as the GNU General Public License, to permit their use in free software.