

Conocer Audacity

para dejar Adobe Audition



Nombre de Integrante: Marilina Daniela Ayala
Correo electrónico: mdayala22@hotmail.com

Copyright (C) 2016 Marilina Ayala.

Permission is granted to copy, distribute and/or modify this document under the terms of the GNU Free Documentation License, Version 1.3 or any later version published by the Free Software Foundation; with no Invariant Sections, no Front-Cover Texts, and no Back-Cover Texts. A copy of the license is included in the section entitled "GNU Free Documentation License".

Indice

Introducción.....	IV
Adobe Audition.....	IV
Funciones – Editor.....	IV
Grabación en editor.....	V
Herramientas.....	V
Función – Multipistas.....	VI
Grabación en editor multipistas.....	VII
Resumiendo características de Audition.....	VIII
Audacity.....	VIII
Requisitos del sistema.....	VIII
Instalar Audacity.....	IX
Grabación con Audacity.....	IX
Herramientas – Edición.....	IX
Plug-ins LADSPA.....	X
Conclusión.....	XI
Bibliografía.....	XII
GNU Free Documentation License.....	XIII

Introducción

Quiero contarles en esta parte del trabajo que la elección del tema es para ayudar a quien esté interesado en lo básico sobre edición, y grabación de audio. Elijó una buena alternativa, para mi gusto, a Adobe Audition CC, éste programa se llama Audacity. Me basaré en el uso de ambos programas, sus características, demostrar sus herramientas básicas, etc. Por último decirles que he elegido estos programas porque Adobe Audition es el que mas uso para grabar y me parece menos complejo para aquel que se inicia pero a la vez cuenta con herramientas complejas que éste programa lo hace simple, luego Audacity lo elijo por su popularidad y por su simpleza de uso, es también lo que intento buscar para que abandonar Audition no sea tan complejo para uso básico.



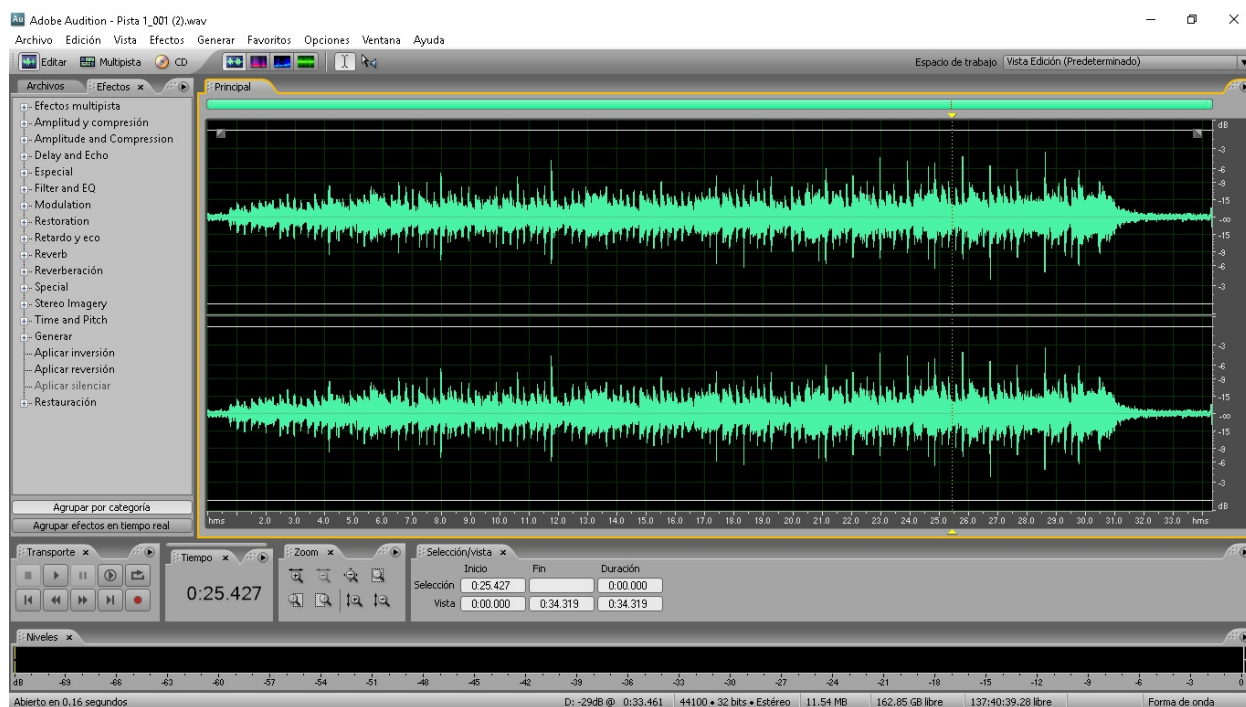
Adobe Audition CC:

Es una estación de trabajo de audio profesional para mezclar, finalizar y editar con total precisión.

Mezcla, edita y crea contenido de audio mediante un conjunto de herramientas que incluye funciones multipistas, forma de onda y visualización espectral. Esta potente estación de trabajo de audio está diseñada para acelerar los flujos de trabajo de producción de vídeo, finalización de audio y proporcionar una mezcla acabada de excelente sonido.

Funciones – Parte: Editor de pista individual


En esta parte podemos darle una mejora a una pista sola antes de mezclarla con otras pistas, podremos hacer desde agregarle algunos efectos, recortar para que quede a nuestro gusto. También podemos grabar en esta sección.




Pasos para la grabación en editor:

1. Establezca las entradas y salidas de audio. (Menú>Edición>Configuración hardware de audio)

2. Realice una de las acciones siguientes:

- Cree un archivo nuevo
- Abra un archivo existente para sobrescribir o agregar audio nuevo y coloque el indicador de tiempo actual  donde desee comenzar la grabación.

3. En la parte inferior del panel Editor, haga clic en el botón Grabar  para iniciar o detener la grabación.

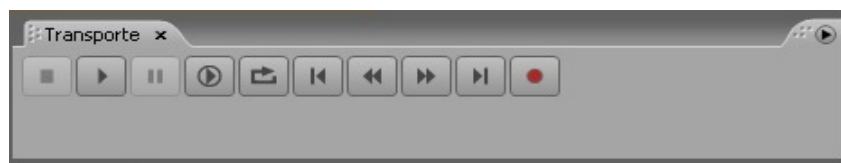
*Para la edición de un archivo de audio existente solamente debemos ir a Menú>Archivo>Abrir, buscamos el archivo que deseamos modificar.

Herramientas:

Ahora les resumiré un poco lo que contiene esta sección para poder trabajar en una sola pista.



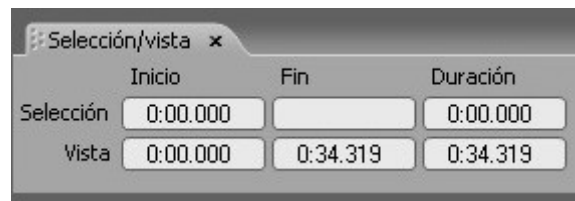
En la siguiente imagen tenemos una pestaña hacia la izquierda con todos los efectos que trae el programa, contiene como efectos: amplitud y compresión, delay, eco, ecualizador, chorus, flanger, phaser, efecto de retardo, distorsión, reductor de ruido, etc.



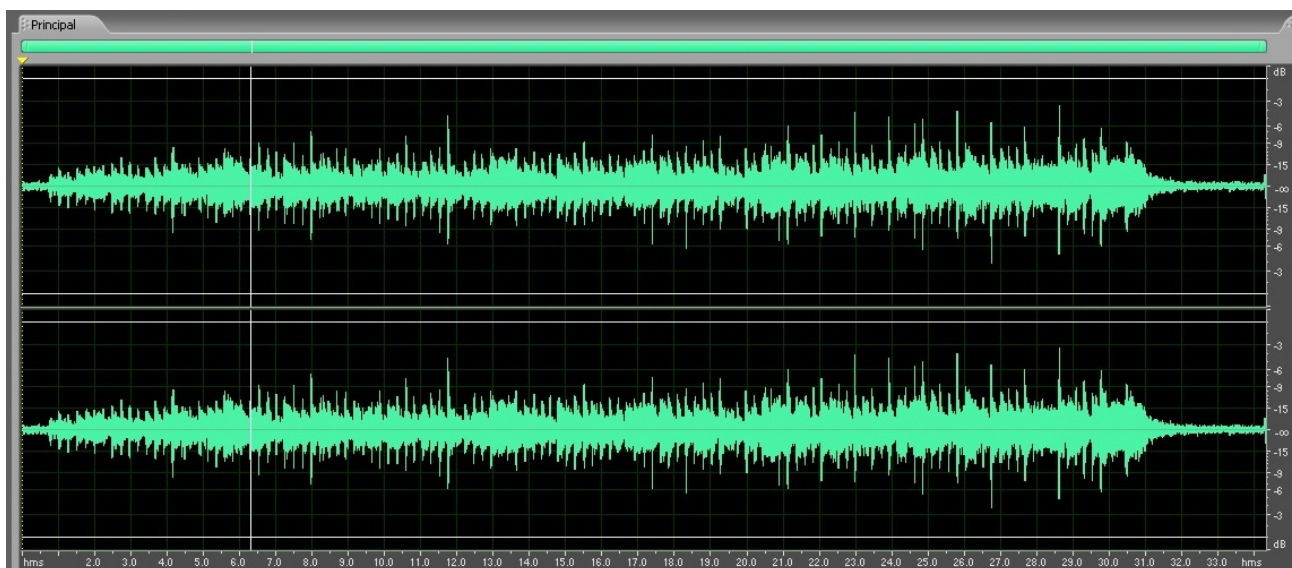
Luego hacia abajo contiene opción Transporte (reproducción desde inicio, reproducción desde el curso, parar, pausar)



Opción Tiempo, Zoom (ayuda mucho a encontrar mejor la parte exacta donde deseamos que comience lo grabado),



Selección/vista y Niveles (muestran niveles de señal en dB).







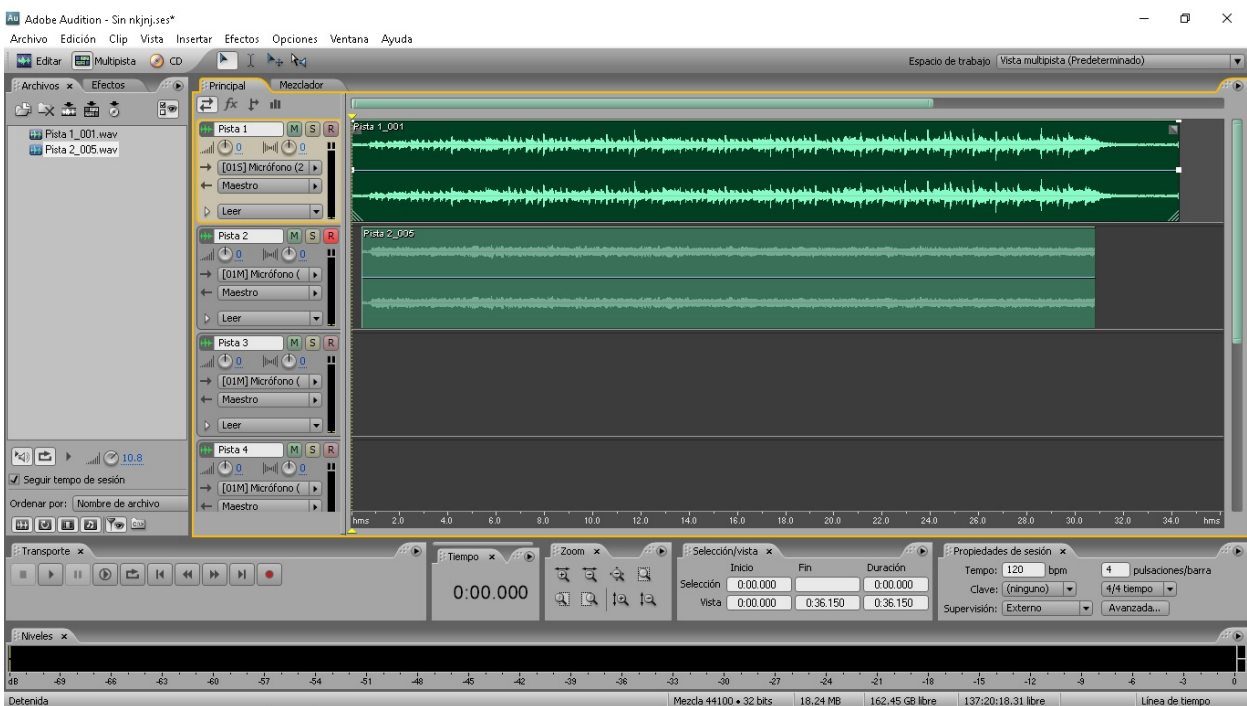
En Principal veremos el archivo visualizado en forma de ondas y al costado muestra las líneas de dB.


Función – Parte: Multipistas

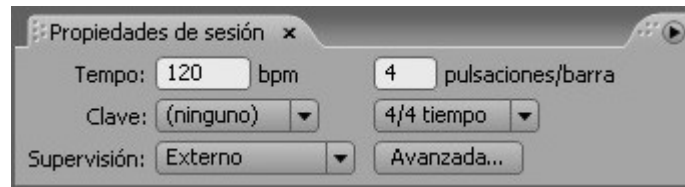
En el Editor multipistas, puede grabar audio en varias pistas. Se manipulan para crear composiciones a capas. Cada grabación se convierte en un nuevo clip de audio de una pista.

Pasos para la grabación en el Editor multipistas

1. En el área Entradas/Salidas del panel Editor, seleccione un origen de un menú de entrada de pista.
2. Haga clic en el botón Preparar para grabar  de la pista.
3. Para escuchar las entradas de hardware enrutadas mediante cualquier envío y efecto de pista, haga clic en el siguiente botón .
4. Para grabar simultáneamente en varias pistas, repita los pasos 1-3.
5. En el panel Editor, coloque el indicador de tiempo actual  en el punto de inicio que desee o seleccione un rango para el nuevo clip.
6. En la parte inferior del panel, haga clic en el botón Grabar  para iniciar y detener la grabación.



Tenemos lo mismo antes mencionado pero se agregan unas funciones mas. Tenemos la pestaña Principal que ahora podemos darle nombre a cada pista, grabar en esa pista que es la función  escuchar solamente la pista seleccionada con S y M función para silenciar la pista. Tenemos también para aumentar volumen, para cambiar panorámica de estéreo, configuración de entrada y salida, se repite la herramienta efectos pero aquí seleccionando FX y allí se selecciona efecto por pista.



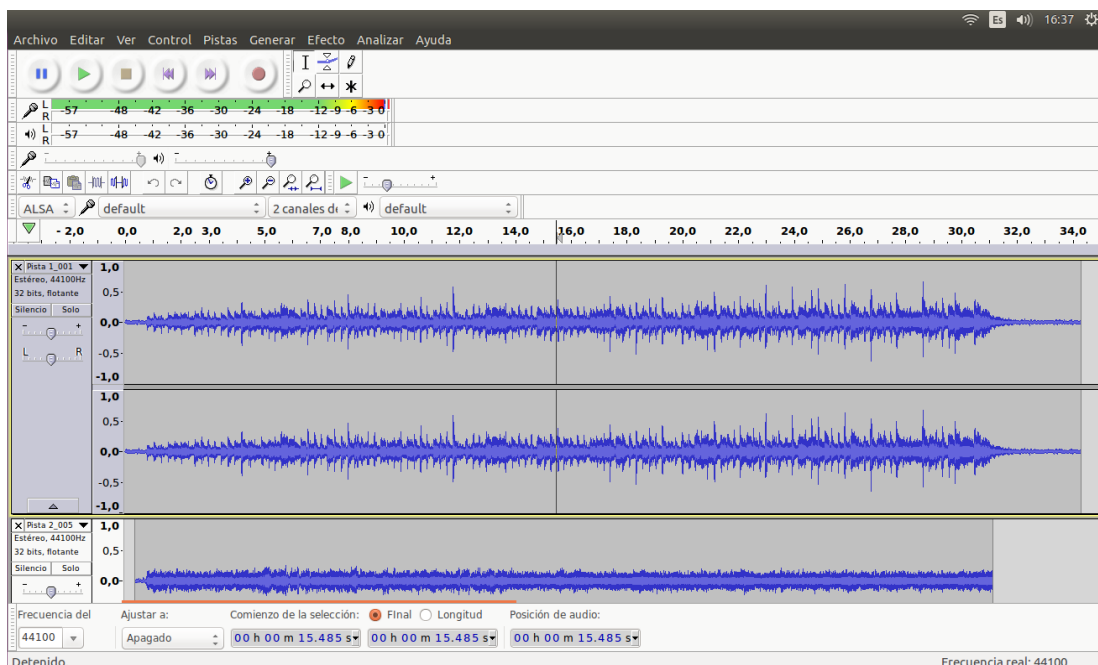
Se agrega otra opción en una panel hacia abajo, propiedades de sesión, donde muestra tempo, pulsaciones, etc.

Resumiendo características de Audition:

Es un programa que se puede descargar desde la pagina oficial de Adobe, para usarlo de manera completa, se debe pagar mensualmente su utilización. Para mi gusto es un buen programa bastante completo, tiene la posibilidad de utilizar plugins VST, es compatible con instrumentos virtuales VSTi, y como ya mencioné se puede editar audio, mezclar varias pistas, agregar efectos, mejorar audio, con buenas opciones. Ademas soporta los formatos de audio mas utilizados como wav, midi, mp3, etc.



Audacity: Es un programa gratuito de grabación y edición multipistas de código abierto, compatible con los sistemas: Windows, Mac, Gnu/Linux



Requisitos del sistema

Se recomienda utilizar la ultima versión de GNU/Linux de su distribución que sea compatible con las especificaciones de hardware.

Audacity funciona de mejor manera con al menos 1GB de RAM y procesador de 2GHz.

Instalar Audacity

Les mostraré el modo de instalación, para utilizar en la terminal, donde:

1. añadimos el PPA al sistema con: `sudo add-apt-repository ppa:audacity-team/daily`
2. actualizamos el índice de repositorios: `sudo apt-get update`
3. y luego instalamos el paquete de Audacity: `sudo apt-get install audacity`


NOTA: esto lo he probado en Ubuntu 16.04. En la pagina oficial destaca que mantiene actualizados regularmente los paquetes de Audacity de las distribuciones Fedora, Gentoo, SuSE/ Open SUSE y Ubuntu

Pasos - Grabación

1. Verificamos los medios de grabación y reproducción, para ello vamos al Menú, seleccionamos Editar > Preferencias.
2. En preferencias > Calidad, allí tenemos preseleccionado la frecuencia de muestreo en 44100 Hz, es recomendable que por ej para grabar la voz se utilice una frecuencia de muestreo baja entre 8000 o 11.025.

Importante: un valor alto implica mayor calidad de sonido pero consume más espacio, mientras que un valor bajo implica una calidad de sonido pobre pero consume mucho menos espacio. Si contamos con espacio suficiente, a pesar de su consumo, es una buena opción para mejorar la calidad de sonido de lo grabado.

3. En una barra de herramientas podremos regular los niveles de entrada y salida.

4. Para grabar, es simple, cuando tengamos todo configurado como deseamos, solamente debemos clicar en Grabar 

Nota: Para agregar una nueva pista y grabar debemos dirigirnos a Menú > Pista > Agregar pista mono o estéreo. Y comenzamos a grabar esa pista. O para mezclar una pista grabada anteriormente solo debemos dirigirnos a Menú > archivo > Importar > Audio o MIDI > Buscamos nuestro archivo deseado

Herramientas – Edición

Contamos con herramientas por ej:

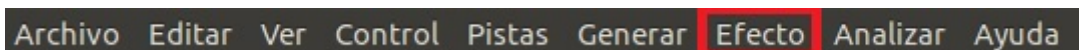


de selección, envolvente, zoom, mover pista. Al lado del mismo tenemos: ir al principio, reproducir, grabar, pausar, parar, ir al final.



Para la derecha tenemos cortar, copiar, pegar lo seleccionado, recortar fuera de sección, silenciar selección. Deshacer, rehacer. Zoom (acercar y alejar) y ajustar selección a la ventana o proyecto.

Para eliminar una parte de la grabación, seleccionamos la parte deseada, eliminamos con Editar > borrar o tecla supr.

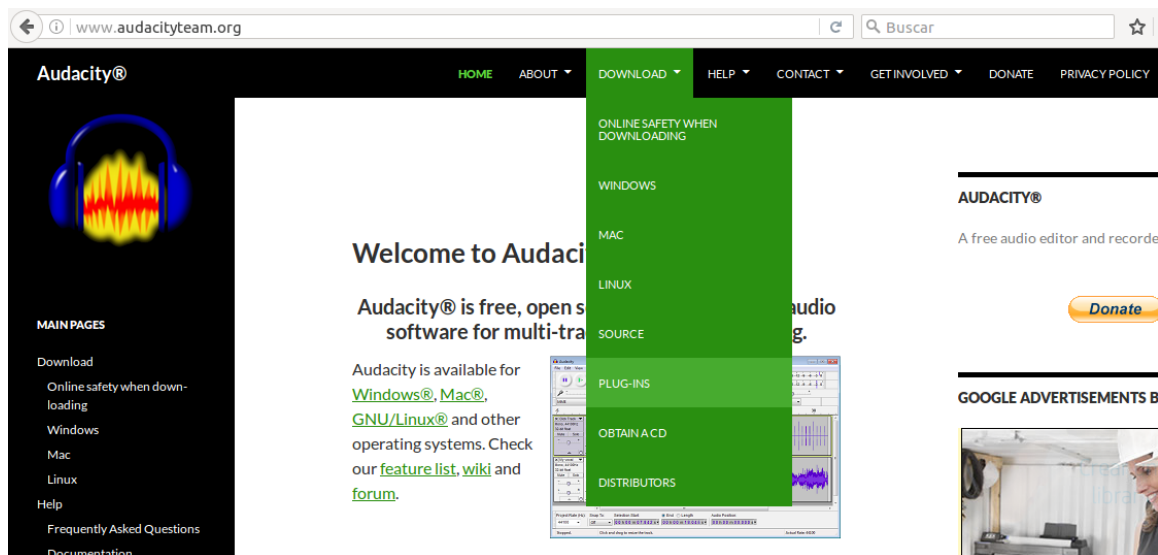


Para agregar o mejorar nuestra grabación tenemos en Menú>Efectos. Aquí tenemos para amplificar, reductor de ruido, ecualización, cambiar tono, velocidad, eco, efecto retardo, tremolo, etc.

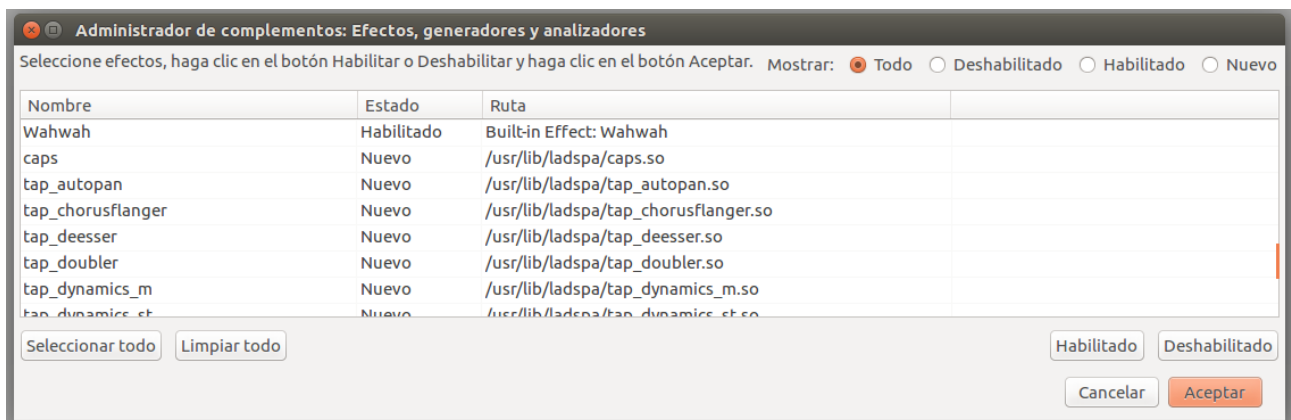
Luego para Guardar nuestro proyecto para luego seguir trabajándolo nos dirigimos hacia a Archivo > Guardar. Para tener el audio terminado vamos a Archivo > Exportar Audio, luego elegimos en que formato queremos nuestra mezcla y el nombre que queremos.

Plugins LADSPA

Este programa soporta la incorporación de plugins LADSPA. Éstos se construyen principalmente para Linux, aunque se pueden utilizar en otros sistemas. Estamos grabando y hay algún efecto particular que no nos satisface o queremos agregar otro tipo de efecto que no esta, buscamos estos plugins en la pagina oficial de Audacity



Vamos al Menú de la pagina>Download>Plug-ins. En la sección LADSPA Plug-ins encontraremos LADSPA website, cliqueamos y allí nos muestra las diferentes paginas donde podemos descargar mas efectos.



Dentro de Audacity la forma de agregar los plugins anteriormente descargados es en menú Efectos>Añadir/eliminar complementos.

Estando aquí encontramos los efectos habilitados, si por esos casos vemos efectos que no nos gusta, podemos eliminarlos también, vemos ademas los deshabilitados,y nuevos, en estos últimos encontramos los plugins descargados de forma externa, solamente debemos seleccionar cual deseamos, le damos en Habilitado, luego aceptar y ya podremos usar nuevos efectos.

Conclusión

Audacity es un software que se puede descargar gratuitamente desde la pagina oficial. Graba, exporta, importa, edita, agrega efectos, o sea si deseamos hacer algo sencillo, básico para uso rápido, este programa es ideal. Trabaja con los formatos de audio mas populares wav, mp3, ogg, etc. Visualmente las herramientas son accesibles, quizás sus

efectos que trae no son para uso profesional si se quiere algo mas configurable, pero tiene la posibilidad de descargar mas opciones en la pagina oficial y otra desventaja es cuando se guarda un audio en formato wav ocupa mucho espacio. Comparando con audition, podemos ver que éste tiene 2 secciones apartadas, uno es edición o grabación individual de una pista y luego grabación, edición de multipistas, en cambio Audacity tiene todo junto en una ventana, viendo a los dos juntos, podremos decir que quizas Audition trabaja de una manera mas cómoda antes de ir a una multipista, si se quiere mejorar una pista sola antes de ir a la mezcla total. Destacar siempre que es un programa gratuito donde Audition no lo es y es distribuido bajo la licencia GPL. Audacity corre también en Mac, Windows, en GNU/Linux es compatible con los plugins LADSPA, y VST en Windows y Mac. Como herramienta base, por ser gratuito me parece una excelente alternativa al nivel de Audition.

Bibliografía

<http://www.adobe.com/la/products/audition.html>

<http://www.audacityteam.org>

https://www.ecured.cu/Adobe_Audition

<https://es.wikipedia.org/wiki/Audacity>

<http://ubuntux.info/2013/10/31/como-instalar-audacity-2-0-5-en-ubuntu-13-10-saucy/>

GNU Free Documentation License
Version 1.3, 3 November 2008

Copyright (C) 2000, 2001, 2002, 2007, 2008 Free Software Foundation, Inc.

<<http://fsf.org/>>

Everyone is permitted to copy and distribute verbatim copies of this license document, but changing it is not allowed.

0. PREAMBLE

The purpose of this License is to make a manual, textbook, or other functional and useful document "free" in the sense of freedom: to assure everyone the effective freedom to copy and redistribute it, with or without modifying it, either commercially or noncommercially. Secondly, this License preserves for the author and publisher a way to get credit for their work, while not being considered responsible for modifications made by others.

This License is a kind of "copyleft", which means that derivative works of the document must themselves be free in the same sense. It complements the GNU General Public License, which is a copyleft license designed for free software.

We have designed this License in order to use it for manuals for free software, because free software needs free documentation: a free program should come with manuals providing the same freedoms that the software does. But this License is not limited to software manuals; it can be used for any textual work, regardless of subject matter or whether it is published as a printed book. We recommend this License principally for works whose purpose is instruction or reference.

1. APPLICABILITY AND DEFINITIONS

This License applies to any manual or other work, in any medium, that contains a notice placed by the copyright holder saying it can be distributed under the terms of this License. Such a notice grants a world-wide, royalty-free license, unlimited in duration, to use that work under the conditions stated herein. The "Document", below, refers to any such manual or work. Any member of the public is a licensee, and is addressed as "you". You accept the license if you copy, modify or distribute the work in a way requiring permission under copyright law.

A "Modified Version" of the Document means any work containing the Document or a portion of it, either copied verbatim, or with modifications and/or translated into another language.

A "Secondary Section" is a named appendix or a front-matter section of the Document that deals exclusively with the relationship of the publishers or authors of the Document to the Document's overall subject (or to related matters) and contains nothing that could fall

directly within that overall subject. (Thus, if the Document is in part a textbook of mathematics, a Secondary Section may not explain any mathematics.) The relationship could be a matter of historical connection with the subject or with related matters, or of legal, commercial, philosophical, ethical or political position regarding them.

The "Invariant Sections" are certain Secondary Sections whose titles are designated, as being those of Invariant Sections, in the notice that says that the Document is released under this License. If a section does not fit the above definition of Secondary then it is not allowed to be designated as Invariant. The Document may contain zero Invariant Sections. If the Document does not identify any Invariant Sections then there are none.

The "Cover Texts" are certain short passages of text that are listed, as Front-Cover Texts or Back-Cover Texts, in the notice that says that the Document is released under this License. A Front-Cover Text may be at most 5 words, and a Back-Cover Text may be at most 25 words.

A "Transparent" copy of the Document means a machine-readable copy, represented in a format whose specification is available to the general public, that is suitable for revising the document straightforwardly with generic text editors or (for images composed of pixels) generic paint programs or (for drawings) some widely available drawing editor, and that is suitable for input to text formatters or for automatic translation to a variety of formats suitable for input to text formatters. A copy made in an otherwise Transparent file format whose markup, or absence of markup, has been arranged to thwart or discourage subsequent modification by readers is not Transparent.

An image format is not Transparent if used for any substantial amount of text. A copy that is not "Transparent" is called "Opaque".

Examples of suitable formats for Transparent copies include plain ASCII without markup, Texinfo input format, LaTeX input format, SGML or XML using a publicly available DTD, and standard-conforming simple HTML, PostScript or PDF designed for human modification. Examples of transparent image formats include PNG, XCF and JPG. Opaque formats include proprietary formats that can be read and edited only by proprietary word processors, SGML or XML for which the DTD and/or processing tools are not generally available, and the machine-generated HTML, PostScript or PDF produced by some word processors for output purposes only.

The "Title Page" means, for a printed book, the title page itself, plus such following pages as are needed to hold, legibly, the material this License requires to appear in the title page. For works in formats which do not have any title page as such, "Title Page" means the text near the most prominent appearance of the work's title, preceding the beginning of the body of the text.

The "publisher" means any person or entity that distributes copies of the Document to the public.

A section "Entitled XYZ" means a named subunit of the Document whose title either is precisely XYZ or contains XYZ in parentheses following text that translates XYZ in another language. (Here XYZ stands for a specific section name mentioned below, such as "Acknowledgements", "Dedications", "Endorsements", or "History".) To "Preserve the Title"

of such a section when you modify the Document means that it remains a section "Entitled XYZ" according to this definition.

The Document may include Warranty Disclaimers next to the notice which states that this License applies to the Document. These Warranty Disclaimers are considered to be included by reference in this License, but only as regards disclaiming warranties: any other implication that these Warranty Disclaimers may have is void and has no effect on the meaning of this License.

2. VERBATIM COPYING

You may copy and distribute the Document in any medium, either commercially or noncommercially, provided that this License, the copyright notices, and the license notice saying this License applies to the Document are reproduced in all copies, and that you add no other conditions whatsoever to those of this License. You may not use technical measures to obstruct or control the reading or further copying of the copies you make or distribute. However, you may accept compensation in exchange for copies. If you distribute a large enough number of copies you must also follow the conditions in section 3.

You may also lend copies, under the same conditions stated above, and you may publicly display copies.

3. COPYING IN QUANTITY

If you publish printed copies (or copies in media that commonly have printed covers) of the Document, numbering more than 100, and the Document's license notice requires Cover Texts, you must enclose the copies in covers that carry, clearly and legibly, all these Cover Texts: Front-Cover Texts on the front cover, and Back-Cover Texts on the back cover. Both covers must also clearly and legibly identify you as the publisher of these copies. The front cover must present the full title with all words of the title equally prominent and visible. You may add other material on the covers in addition.

Copying with changes limited to the covers, as long as they preserve the title of the Document and satisfy these conditions, can be treated as verbatim copying in other respects.

If the required texts for either cover are too voluminous to fit legibly, you should put the first ones listed (as many as fit reasonably) on the actual cover, and continue the rest onto adjacent pages.

If you publish or distribute Opaque copies of the Document numbering more than 100, you must either include a machine-readable Transparent copy along with each Opaque copy, or state in or with each Opaque copy a computer-network location from which the general network-using public has access to download using public-standard network protocols a complete Transparent copy of the Document, free of added material. If you use the latter option, you must take reasonably prudent steps, when you begin distribution of Opaque copies in quantity, to ensure that this Transparent copy will remain thus accessible at the stated location until at least one year after the last time you distribute an Opaque copy (directly or through your agents or retailers) of that edition to the public.

It is requested, but not required, that you contact the authors of the Document well before redistributing any large number of copies, to give them a chance to provide you with an updated version of the Document.

4. MODIFICATIONS

You may copy and distribute a Modified Version of the Document under the conditions of sections 2 and 3 above, provided that you release the Modified Version under precisely this License, with the Modified Version filling the role of the Document, thus licensing distribution and modification of the Modified Version to whoever possesses a copy of it. In addition, you must do these things in the Modified Version:

- A. Use in the Title Page (and on the covers, if any) a title distinct from that of the Document, and from those of previous versions (which should, if there were any, be listed in the History section of the Document). You may use the same title as a previous version if the original publisher of that version gives permission.
- B. List on the Title Page, as authors, one or more persons or entities responsible for authorship of the modifications in the Modified Version, together with at least five of the principal authors of the Document (all of its principal authors, if it has fewer than five), unless they release you from this requirement.
- C. State on the Title page the name of the publisher of the Modified Version, as the publisher.
- D. Preserve all the copyright notices of the Document.
- E. Add an appropriate copyright notice for your modifications adjacent to the other copyright notices.
- F. Include, immediately after the copyright notices, a license notice giving the public permission to use the Modified Version under the terms of this License, in the form shown in the Addendum below.
- G. Preserve in that license notice the full lists of Invariant Sections and required Cover Texts given in the Document's license notice.
- H. Include an unaltered copy of this License.
- I. Preserve the section Entitled "History", Preserve its Title, and add to it an item stating at least the title, year, new authors, and publisher of the Modified Version as given on the Title Page. If there is no section Entitled "History" in the Document, create one stating the title, year, authors, and publisher of the Document as given on its Title Page, then add an item describing the Modified Version as stated in the previous sentence.
- J. Preserve the network location, if any, given in the Document for public access to a Transparent copy of the Document, and likewise the network locations given in the Document for previous versions it was based on. These may be placed in the "History" section. You may omit a network location for a work that was published at least four years before the Document itself, or if the original publisher of the version it refers to gives permission.
- K. For any section Entitled "Acknowledgements" or "Dedications", Preserve the Title of the section, and preserve in the section all the substance and tone of each of the contributor acknowledgements and/or dedications given therein.
- L. Preserve all the Invariant Sections of the Document, unaltered in their text and in their titles. Section numbers or the equivalent are not considered part of the section titles.

- M. Delete any section Entitled "Endorsements". Such a section may not be included in the Modified Version.
- N. Do not retitle any existing section to be Entitled "Endorsements" or to conflict in title with any Invariant Section.
- O. Preserve any Warranty Disclaimers.

If the Modified Version includes new front-matter sections or appendices that qualify as Secondary Sections and contain no material copied from the Document, you may at your option designate some or all of these sections as invariant. To do this, add their titles to the list of Invariant Sections in the Modified Version's license notice. These titles must be distinct from any other section titles.

You may add a section Entitled "Endorsements", provided it contains nothing but endorsements of your Modified Version by various parties--for example, statements of peer review or that the text has been approved by an organization as the authoritative definition of a standard.

You may add a passage of up to five words as a Front-Cover Text, and a passage of up to 25 words as a Back-Cover Text, to the end of the list of Cover Texts in the Modified Version. Only one passage of Front-Cover Text and one of Back-Cover Text may be added by (or through arrangements made by) any one entity. If the Document already includes a cover text for the same cover, previously added by you or by arrangement made by the same entity you are acting on behalf of, you may not add another; but you may replace the old one, on explicit permission from the previous publisher that added the old one.

The author(s) and publisher(s) of the Document do not by this License give permission to use their names for publicity for or to assert or imply endorsement of any Modified Version.

5. COMBINING DOCUMENTS

You may combine the Document with other documents released under this License, under the terms defined in section 4 above for modified versions, provided that you include in the combination all of the Invariant Sections of all of the original documents, unmodified, and list them all as Invariant Sections of your combined work in its license notice, and that you preserve all their Warranty Disclaimers.

The combined work need only contain one copy of this License, and multiple identical Invariant Sections may be replaced with a single copy. If there are multiple Invariant Sections with the same name but different contents, make the title of each such section unique by adding at the end of it, in parentheses, the name of the original author or publisher of that section if known, or else a unique number. Make the same adjustment to the section titles in the list of Invariant Sections in the license notice of the combined work.

In the combination, you must combine any sections Entitled "History" in the various original documents, forming one section Entitled "History"; likewise combine any sections Entitled "Acknowledgements", and any sections Entitled "Dedications". You must delete all sections Entitled "Endorsements".

6. COLLECTIONS OF DOCUMENTS

You may make a collection consisting of the Document and other documents released under this License, and replace the individual copies of this License in the various documents with a single copy that is included in the collection, provided that you follow the rules of this License for verbatim copying of each of the documents in all other respects.

You may extract a single document from such a collection, and distribute it individually under this License, provided you insert a copy of this License into the extracted document, and follow this License in all other respects regarding verbatim copying of that document.

7. AGGREGATION WITH INDEPENDENT WORKS

A compilation of the Document or its derivatives with other separate and independent documents or works, in or on a volume of a storage or distribution medium, is called an "aggregate" if the copyright resulting from the compilation is not used to limit the legal rights of the compilation's users beyond what the individual works permit.

When the Document is included in an aggregate, this License does not apply to the other works in the aggregate which are not themselves derivative works of the Document.

If the Cover Text requirement of section 3 is applicable to these copies of the Document, then if the Document is less than one half of the entire aggregate, the Document's Cover Texts may be placed on covers that bracket the Document within the aggregate, or the electronic equivalent of covers if the Document is in electronic form.

Otherwise they must appear on printed covers that bracket the whole aggregate.

8. TRANSLATION

Translation is considered a kind of modification, so you may distribute translations of the Document under the terms of section 4. Replacing Invariant Sections with translations requires special permission from their copyright holders, but you may include translations of some or all Invariant Sections in addition to the original versions of these Invariant Sections. You may include a translation of this License, and all the license notices in the Document, and any Warranty Disclaimers, provided that you also include the original English version of this License and the original versions of those notices and disclaimers. In case of a disagreement between the translation and the original version of this License or a notice or disclaimer, the original version will prevail.

If a section in the Document is Entitled "Acknowledgements", "Dedications", or "History", the requirement (section 4) to Preserve its Title (section 1) will typically require changing the actual title.

9. TERMINATION

You may not copy, modify, sublicense, or distribute the Document except as expressly provided under this License. Any attempt otherwise to copy, modify, sublicense, or distribute it is void, and will automatically terminate your rights under this License.

However, if you cease all violation of this License, then your license from a particular copyright holder is reinstated (a) provisionally, unless and until the copyright holder explicitly and finally terminates your license, and (b) permanently, if the copyright holder fails to notify you of the violation by some reasonable means prior to 60 days after the cessation.

Moreover, your license from a particular copyright holder is reinstated permanently if the copyright holder notifies you of the violation by some reasonable means, this is the first time you have received notice of violation of this License (for any work) from that copyright holder, and you cure the violation prior to 30 days after your receipt of the notice.

Termination of your rights under this section does not terminate the licenses of parties who have received copies or rights from you under this License. If your rights have been terminated and not permanently reinstated, receipt of a copy of some or all of the same material does not give you any rights to use it.

10. FUTURE REVISIONS OF THIS LICENSE

The Free Software Foundation may publish new, revised versions of the GNU Free Documentation License from time to time. Such new versions will be similar in spirit to the present version, but may differ in detail to address new problems or concerns. See <http://www.gnu.org/copyleft/>.

Each version of the License is given a distinguishing version number.

If the Document specifies that a particular numbered version of this License "or any later version" applies to it, you have the option of following the terms and conditions either of that specified version or of any later version that has been published (not as a draft) by the Free Software Foundation. If the Document does not specify a version number of this License, you may choose any version ever published (not as a draft) by the Free Software Foundation. If the Document specifies that a proxy can decide which future versions of this License can be used, that proxy's public statement of acceptance of a version permanently authorizes you to choose that version for the Document.

11. RELICENSING

"Massive Multiauthor Collaboration Site" (or "MMC Site") means any World Wide Web server that publishes copyrightable works and also provides prominent facilities for anybody to edit those works. A public wiki that anybody can edit is an example of such a server. A "Massive Multiauthor Collaboration" (or "MMC") contained in the site means any set of copyrightable works thus published on the MMC site.

"CC-BY-SA" means the Creative Commons Attribution-Share Alike 3.0 license published by Creative Commons Corporation, a not-for-profit corporation with a principal place of business in San Francisco, California, as well as future copyleft versions of that license published by that same organization.

"Incorporate" means to publish or republish a Document, in whole or in part, as part of another Document.

An MMC is "eligible for relicensing" if it is licensed under this License, and if all works that were first published under this License somewhere other than this MMC, and subsequently incorporated in whole or in part into the MMC, (1) had no cover texts or invariant sections, and (2) were thus incorporated prior to November 1, 2008.

The operator of an MMC Site may republish an MMC contained in the site under CC-BY-SA on the same site at any time before August 1, 2009, provided the MMC is eligible for relicensing.

ADDENDUM: How to use this License for your documents

To use this License in a document you have written, include a copy of the License in the document and put the following copyright and license notices just after the title page:

Copyright (c) YEAR YOUR NAME.

Permission is granted to copy, distribute and/or modify this document under the terms of the GNU Free Documentation License, Version 1.3 or any later version published by the Free Software Foundation; with no Invariant Sections, no Front-Cover Texts, and no Back-Cover Texts. A copy of the license is included in the section entitled "GNU Free Documentation License".

If you have Invariant Sections, Front-Cover Texts and Back-Cover Texts, replace the "with...Texts." line with this:

with the Invariant Sections being LIST THEIR TITLES, with the Front-Cover Texts being LIST, and with the Back-Cover Texts being LIST.

If you have Invariant Sections without Cover Texts, or some other combination of the three, merge those two alternatives to suit the situation.

If your document contains nontrivial examples of program code, we recommend releasing these examples in parallel under your choice of free software license, such as the GNU General Public License, to permit their use in free software.